

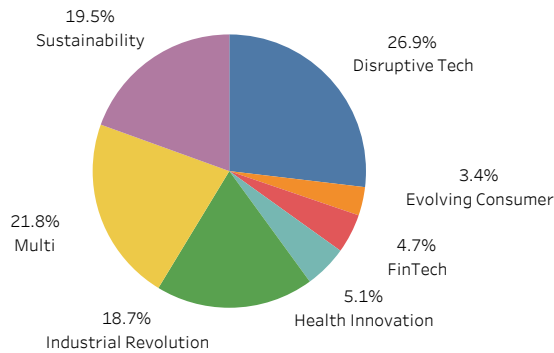


- The ETF All-Stars Thematic Composite Index added 4 companies and dropped 12 companies in the June rebalance bringing the total number of securities to 136
- Notable adds include ChargePoint Holdings (CHPT) and Beam Therapeutics (BEAM)
- Hewlett Packard (HPE), Honeywell International (HON), Teradyne (TER), and Toyota Motors (7203-JP)
- NVIDIA (NVDA) was upweighted 45 bps to the maximum 5% level while Advanced Micro Devices (AMD) was downweighted 27 bps to a 1.13% weight
- The Top 10 holdings now represent 30.58% of the index

June Fund Launches

Ticker	Fund	Inception	Segment	Thematic Group	AUM	Expense Ratio
AHOY	Newday Ocean Health ETF	6/6/2022	Sustainability	Clean Energy: Broad-Based	\$1M	75
TRFK	Pacer Data and Digital Revolution ETF	6/8/2022	Disruptive Tech	Big Data	\$1M	60

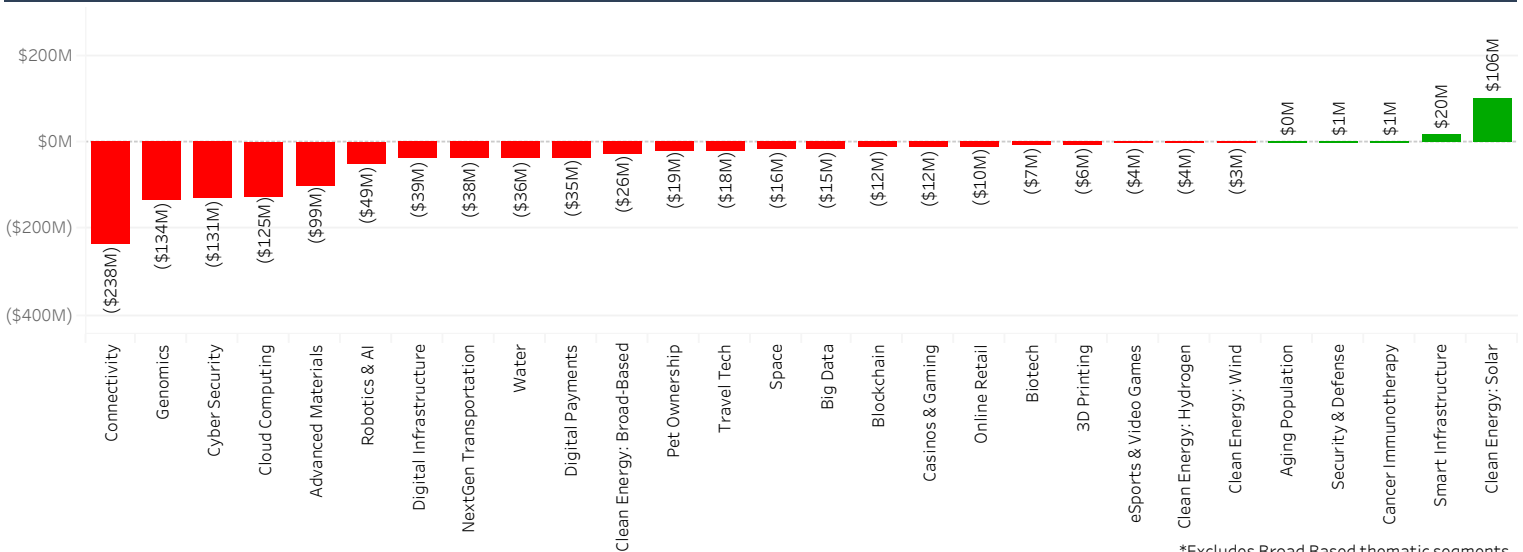
Thematic AUM Makeup



Changes to Thematic Segments

Segment	Change in # of Funds	Change in AUM
Disruptive Tech	1	(\$1,853M)
Evolving Consumer	0	(\$245M)
FinTech	0	(\$589M)
Health Innovation	0	(\$244M)
Industrial Revolution	0	(\$1,140M)
Multi	0	(\$1,498M)
Sustainability	1	(\$886M)
Grand Total	2	(\$6,456M)

30 Day Thematic Group Flows



*Excludes Broad Based thematic segments

Monthly Flow Leaders

Ticker	Fund	1 Mo	AUM
PBW	Invesco WilderHill Clean Energy ETF	\$143M	\$1,032M
TAN	Invesco Solar ETF	\$42M	\$2,339M
GRID	First Trust Nasdaq Clean Edge Smart GRID Infrastructure Index	\$34M	\$605M
ICLN	iShares Global Clean Energy ETF	\$30M	\$5,076M
ARKF	ARK Fintech Innovation ETF	\$20M	\$944M

Monthly Flows Laggards

Ticker	Fund	1 Mo	AUM
NXTG	First Trust Indxx NextG ETF	(\$162M)	\$674M
LIT	Global X Lithium & Battery Tech ETF	(\$90M)	\$4,657M
SKYY	First Trust Cloud Computing ETF	(\$77M)	\$3,818M
ARKG	ARK Genomic Revolution ETF	(\$50M)	\$2,500M
CIBR	First Trust NASDAQ Cybersecurity ETF	(\$46M)	\$5,388M



ETF All-Stars Thematic Composite Index Rebalance

July 2022

Adds

Ticker	Company	Sector	Industry	Country	New Weight
9866-HK	NIO Inc. Class A	Consumer Discretionary	Automobiles	China	1.34%
MDB	MongoDB, Inc. Class A	Information Technology	IT Services	United States	0.23%
CHPT	ChargePoint Holdings, Inc. Class A	Industrials	Electrical Equipment	United States	0.23%
BEAM	Beam Therapeutics, Inc.	Health Care	Biotechnology	United States	0.22%

Drops

Ticker	Company	Sector	Industry	Country	Old Weight
SAIL	SailPoint Technologies Holdings, Inc.	Information Technology	Software	United States	0.27%
6752-JP	Panasonic Holdings Corporation	Consumer Discretionary	Household Durables	Japan	0.21%
HON	Honeywell International Inc.	Industrials	Industrial Conglomerates	United States	0.21%
EXAS	Exact Sciences Corporation	Health Care	Biotechnology	United States	0.21%
LDOS	Leidos Holdings, Inc.	Industrials	Professional Services	United States	0.20%
7203-JP	Toyota Motor Corp.	Consumer Discretionary	Automobiles	Japan	0.20%
INTU	Intuit Inc.	Information Technology	Software	United States	0.20%
EDPR-PT	EDP Renovaveis SA	Utilities	Independent Power and Renewable Electricity Producers	Spain	0.19%
HPE	Hewlett Packard Enterprise Co.	Information Technology	Technology Hardware Storage & Peripherals	United States	0.18%
TER	Teradyne, Inc.	Information Technology	Semiconductors & Semiconductor Equipment	United States	0.18%
ECV-DE	Encavis AG	Utilities	Independent Power and Renewable Electricity Producers	Germany	0.17%
WMS	Advanced Drainage Systems, Inc.	Industrials	Building Products	United States	0.15%

Largest Weight Changes

Ticker	Company	Sector	Industry	Country	Change (%)
NET	Cloudflare Inc Class A	Information Technology	IT Services	United States	0.45%
NVDA	NVIDIA Corporation	Information Technology	Semiconductors & Semiconductor Equipment	United States	0.45%
ZS	Zscaler, Inc.	Information Technology	Software	United States	0.42%
OKTA	Okta, Inc. Class A	Information Technology	IT Services	United States	0.21%
U	Unity Software, Inc.	Information Technology	Software	United States	0.19%
MNDT	Mandiant, Inc.	Information Technology	Software	United States	-0.23%
ENPH	Enphase Energy, Inc.	Information Technology	Semiconductors & Semiconductor Equipment	United States	-0.24%
TSLA	Tesla Inc	Consumer Discretionary	Automobiles	United States	-0.25%
MSFT	Microsoft Corporation	Information Technology	Software	United States	-0.26%
AMD	Advanced Micro Devices, Inc.	Information Technology	Semiconductors & Semiconductor Equipment	United States	-0.27%

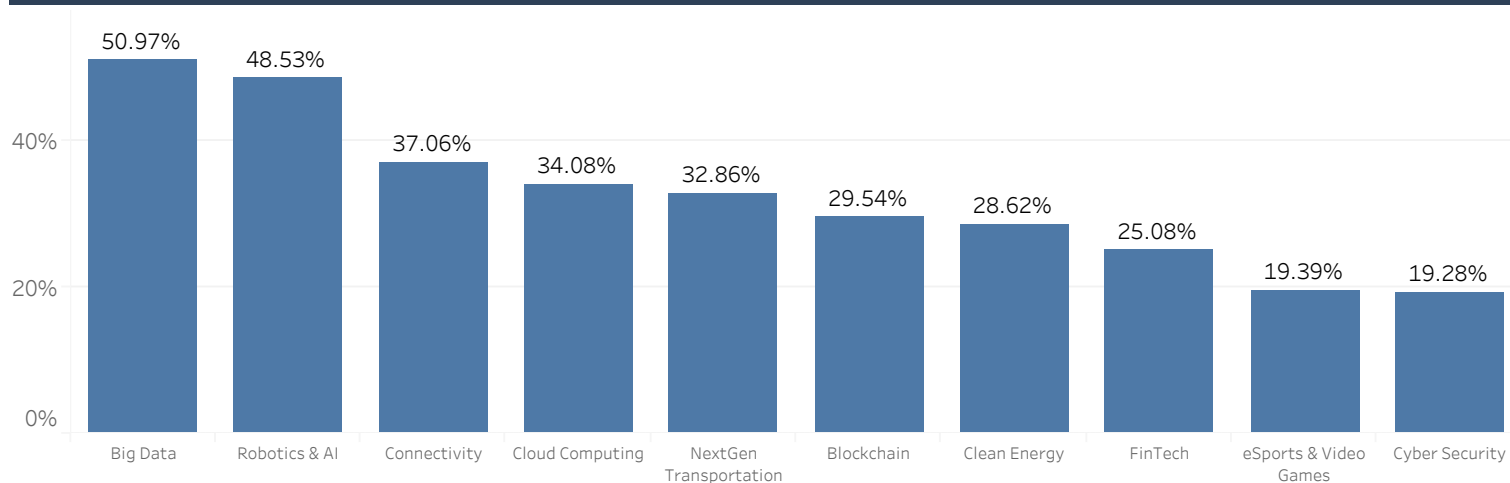
*Thematic landscape data is represented by ETF universe used for the ETF All-Stars Thematic Composite using the ETF Action Classification System. ETFs classified as Sub-asset class Equity>Thematic composite ETFs>Market U.S. or Global, ex-cannabis. Excludes inverse funds.**Flows delayed one day.



Top 10 Holdings

Ticker	Company	Sector	Industry	Country	Weight
NVDA	NVIDIA Corporation	Information Technology	Semiconductors & Semiconductor Equipment	United States	5.00%
TSLA	Tesla Inc	Consumer Discretionary	Automobiles	United States	5.00%
ENPH	Enphase Energy, Inc.	Information Technology	Semiconductors & Semiconductor Equipment	United States	3.97%
GOOGL	Alphabet Inc. Class A	Communication Services	Interactive Media & Services	United States	3.07%
SEDG	SolarEdge Technologies, Inc.	Information Technology	Semiconductors & Semiconductor Equipment	Israel	2.92%
CRWD	CrowdStrike Holdings, Inc. Class A	Information Technology	Software	United States	2.25%
SQ	Block Inc Class A	Information Technology	IT Services	United States	2.20%
AMZN	Amazon.com, Inc.	Consumer Discretionary	Internet & Direct Marketing Retail	United States	2.10%
PANW	Palo Alto Networks, Inc.	Information Technology	Software	United States	2.08%
MSFT	Microsoft Corporation	Information Technology	Software	United States	1.99%

All-Stars Aggregate Exposure by Select Thematic ETFs*



*Aggregate exposure is the sum of all companies held within the Thematic All-Stars Composite Index that are also held in select ETFs that represent individual thematic segments

Disclaimer of Warranties

Except for the express warranties set forth in the terms of service, all services, including all ETF Action materials, are provided on an "as is," "where is" basis, and ETF Action and its licensors disclaim all representations or warranties, express or implied as to the services. ETF Action and its licensors specifically disclaim all implied warranties of merchantability, fitness for a particular purpose, title and non-infringement, and all warranties arising from course of dealing, usage or trade practice. Without limiting the foregoing, ETF Action and its licensors make no warranty of any kind that the services or ETF Action materials, or any products or results of the use thereof, will meet customer's or any other person's requirements, operate without interruption, achieve any intended result, be compatible or work with any software, system or other services, or be secure, accurate, complete, timely, free of harmful code or error free. All third-party materials are provided "as is" and any representation or warranty of or concerning any third-party materials is strictly between customer and the third-party owner or distributor of the third-party materials.

Additional Disclaimers The services are not intended and should not be construed as financial or investment advice, a recommendation or promotion. Neither ETF Action nor its licensors shall be responsible for investment decisions, damages, or other losses resulting from use of the services. Past performance does not guarantee future performance. Neither ETF Action nor its licensors shall be considered an "expert" under the securities act of 1933. Neither ETF Action nor its licensors warrant that the services comply with the requirements of the NASD or any similar organization or with the securities laws of any jurisdiction. Any information contained in in the services should not be acted upon without obtaining specific legal, tax, and investment advice from a licensed professional. Distribution prohibited without prior permission. Full terms of service, including terms of use, copyrights, and disclaimers are available at <https://www.etfaction.com/terms>.

© Copyright ETF Action, Inc. All Rights Reserved.

Data Reliability and Definitions

ETF Action, LLC believes the information herein to be accurate (at time of publication) and was obtained from reliable sources, but makes no guarantees with respect to its accuracy. Calculations of fundamental data are based on weighted averages of reported results and consensus estimates of current ETF constituents. Valuation data (price/earnings, price/sales, price/cash flow, price/book value) are calculated using per share data divided by current NAV of corresponding ETF. Performance, risk and technical data (moving averages, relative performance, RSI) calculated for specified periods using ETF market price which may differ from net asset value (NAV). ETF Action Sector Beta Composites represent ETFs that meet stringent criteria surrounding index methodology, liquidity, assets under management, and management fee.

*Thematic landscape data is represented by ETF universe used for the ETF All-Stars Thematic Composite using the ETF Action Classification System. ETFs classified as Sub-asset class Equity>Thematic composite ETFs>Market U.S. or Global, ex-cannabis. Excludes inverse funds.**Flows delayed one day.