

ETF Playbook

Fixed Income

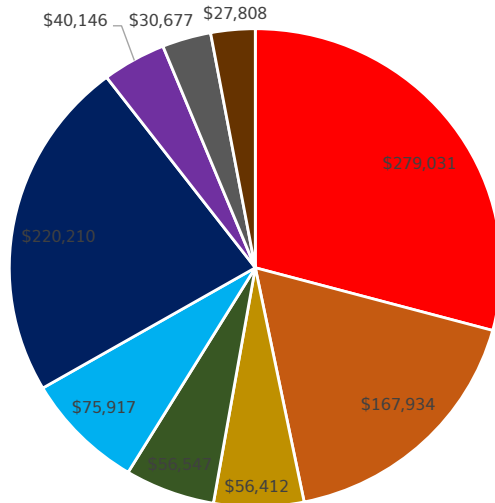
[Launch playbook beta trackers in terminal >>](#)

11.6.2020



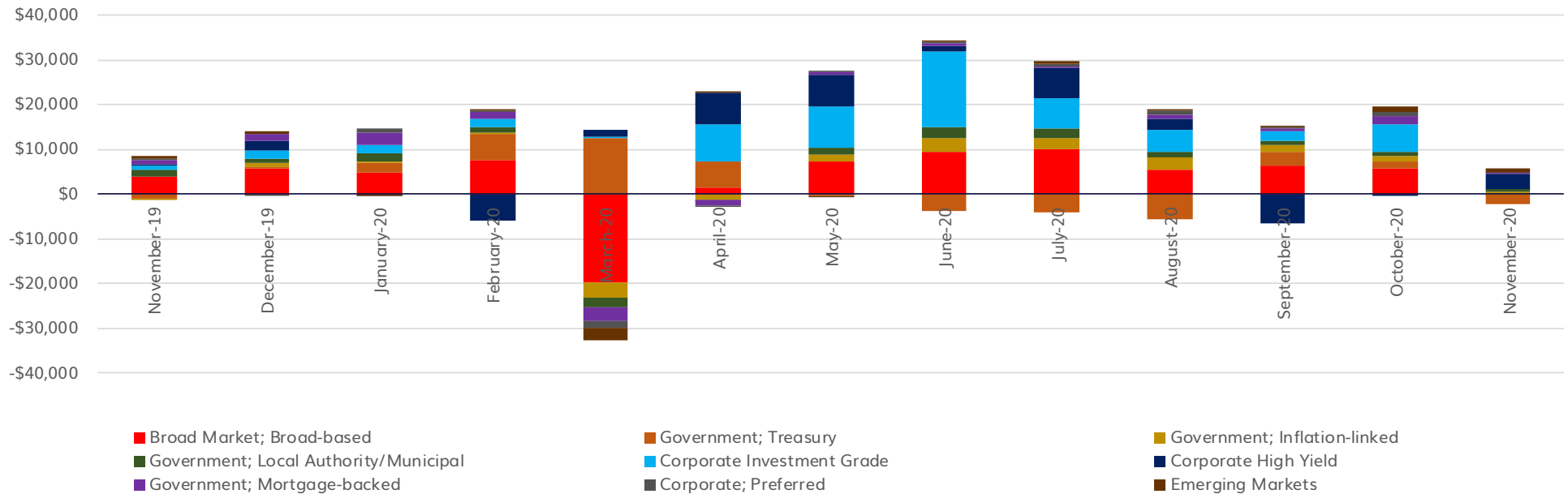
ETF
ACTION

Fixed Income ETF AUM

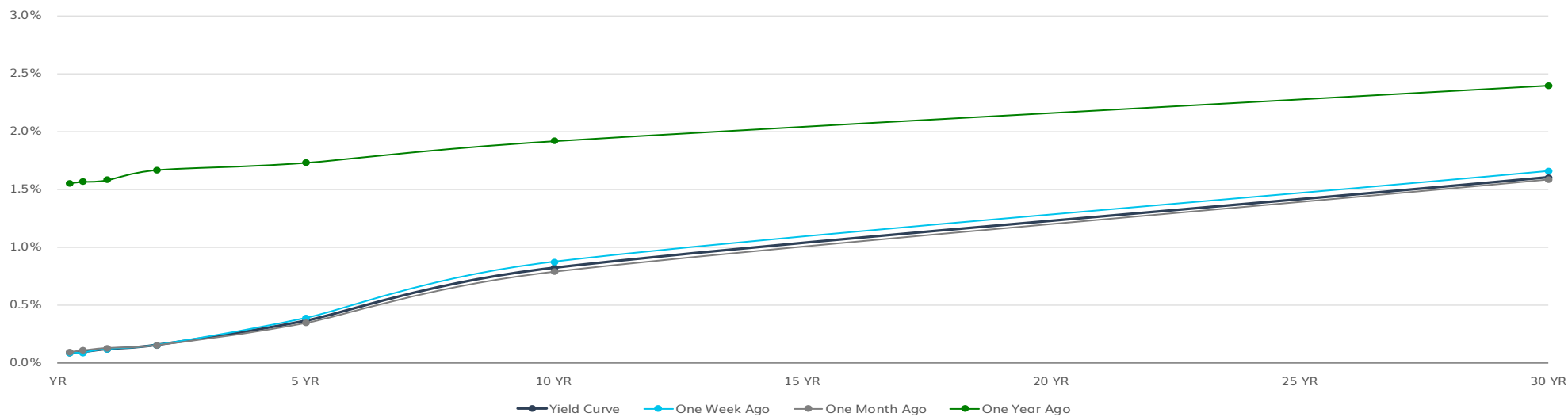


	# of ETFs	AUM (MM)	1 Wk Flows (MM)	3 Mo Flows (MM)	6 Mo Flows (MM)	1 Yr Flows (MM)
Broad	52	\$279,031	-\$68	\$16,251	\$43,005	\$47,471
Treasury	38	\$167,934	-\$2,077	-\$1,356	-\$11,891	\$15,358
Inflation Linked	14	\$56,412	\$647	\$5,904	\$13,156	\$10,828
Municipals	52	\$56,547	\$389	\$2,619	\$9,226	\$12,441
High Yield Corp.	39	\$75,917	\$3,349	-\$2,308	\$11,925	\$19,019
Investment Grade Corp.	62	\$220,210	\$81	\$12,088	\$45,148	\$61,109
Mortgage Backed	7	\$40,146	\$471	\$4,151	\$5,931	\$7,979
Preferred	12	\$30,677	\$50	\$2,194	\$2,987	\$3,246
EM Sovereign	11	\$27,808	\$759	\$2,347	\$3,828	\$1,949

TTM Flows by Sector (millions of \$)



*Fixed Income landscape data is represented by Fixed Income ETFs with a broad-based designations and do not utilize leverage

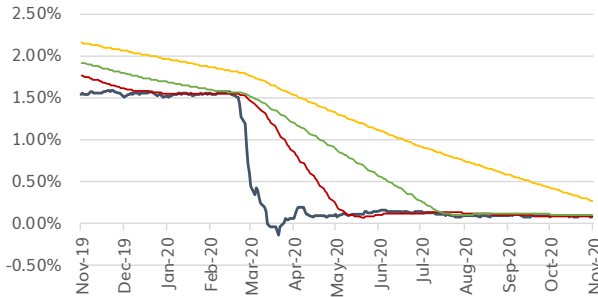


Performance							
	Beta Tracker	1 Wk	1 Mo	3 Mo	6 Mo	YTD	1 Yr
U.S. Aggregate	AGG	0.68%	0.32%	-0.99%	2.26%	6.82%	7.21%
Short Treasuries	SHY	-0.01%	-0.01%	-0.07%	0.08%	2.96%	3.21%
Intermediate Treasuries	IEF	0.43%	-0.51%	-1.67%	-0.10%	10.37%	9.63%
Long Treasuries	TLT	1.28%	-0.53%	-6.49%	-1.78%	19.16%	17.39%
TIPS	TIP	0.08%	-0.31%	-0.61%	4.19%	8.41%	8.88%
U.S. Investment Grade	LQD	2.05%	1.66%	-1.49%	8.74%	8.97%	10.50%
U.S. High Yield	HYG	2.05%	1.57%	1.08%	10.85%	1.18%	3.27%
Municipals	MUB	0.94%	0.62%	-0.48%	4.44%	3.71%	4.32%
Preferreds	PFF	1.72%	0.17%	3.32%	11.33%	2.24%	3.90%
Senior Loans	BKLN	1.30%	0.23%	1.39%	6.34%	-1.51%	0.70%
Mortgage Backed	MBB	-0.01%	0.04%	0.00%	0.27%	3.85%	4.27%
Emerging Sovereign	EMB	2.86%	2.09%	-0.47%	14.53%	1.85%	4.42%

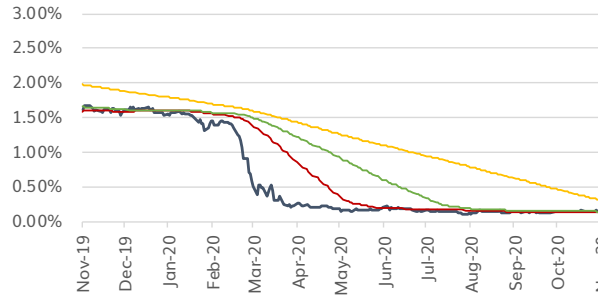
Treasury Yields			
	November 06	One Week Prior	Change (bps)
3-Month	0.09%	0.09%	0
6-Month	0.09%	0.10%	-1
1-Year	0.12%	0.12%	0
2-Year	0.15%	0.15%	0
5-Year	0.36%	0.38%	-2
10-Year	0.82%	0.87%	-6
30-Year	1.60%	1.66%	-6

–Sector Price –50 DMA –100 DMA –200 DMA

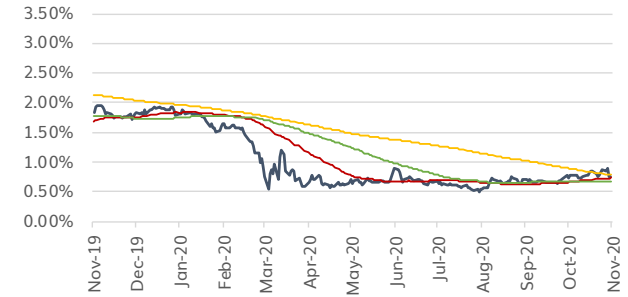
3 Month



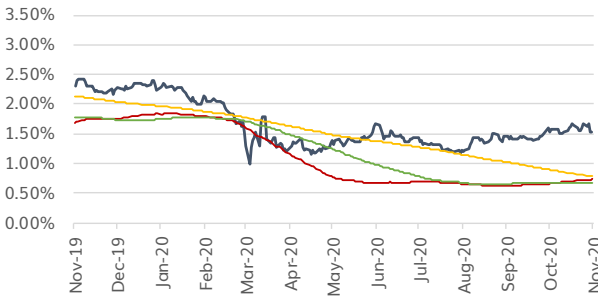
2 Year



10 Year



30 Year



10Y3M Spread



Min	Current	Max
-0.50%	0.68%	1.37%

2s10s Spread



Min	Current	Max
-0.05%	0.62%	0.8%

Investment Grade Spread



Min	Current	Max
0.90%	1.25%	4.01%

High Yield Spread

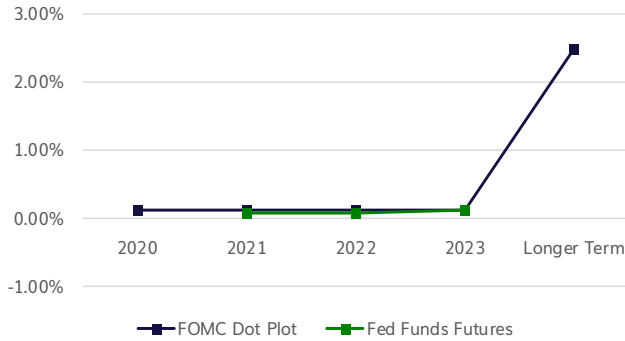


Min	Current	Max
3.16%	4.67%	10.87%

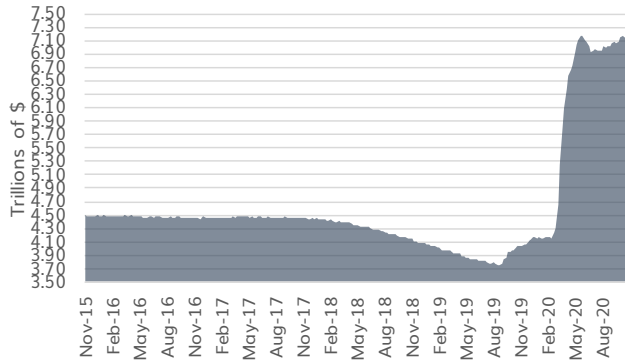
**Investment Grade spread represented by the ICE BofAML US Corporate Master Option-Adjusted Spread*

***High yield spread represented by the ICE BofAML US High Yield Master II Option-Adjusted Spread*

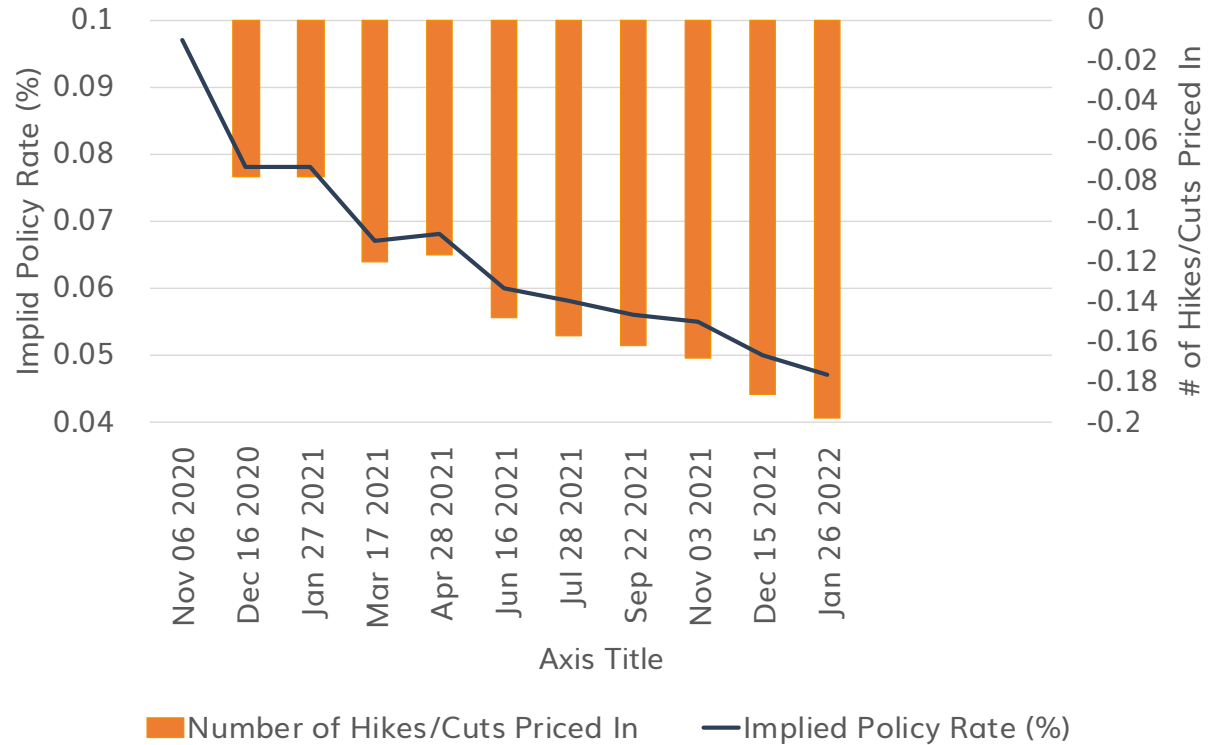
Fed Target Rate Dot Plot



Fed Balance Sheet Assets



Implied Policy Rate vs Hikes/Cuts Priced In



Disclaimer of Warranties

Except for the express warranties set forth in the terms of service, all services, including all ETF Action materials, are provided on an “as is,” “where is” basis, and ETF Action and its licensors disclaim all representations or warranties, express or implied as to the services. ETF Action and its licensors specifically disclaim all implied warranties of merchantability, fitness for a particular purpose, title and non-infringement, and all warranties arising from course of dealing, usage or trade practice. Without limiting the foregoing, ETF Action and its licensors make no warranty of any kind that the services or ETF Action materials, or any products or results of the use thereof, will meet customer’s or any other person’s requirements, operate without interruption, achieve any intended result, be compatible or work with any software, system or other services, or be secure, accurate, complete, timely, free of harmful code or error free. All third-party materials are provided “as is” and any representation or warranty of or concerning any third-party materials is strictly between customer and the third-party owner or distributor of the third-party materials.

Additional Disclaimers

The services are not intended and should not be construed as financial or investment advice, a recommendation or promotion. Neither ETF Action nor its licensors shall be responsible for investment decisions, damages, or other losses *resulting from use of the services*. *Past performance* does not guarantee future performance. Neither ETF Action nor its licensors shall be considered an “expert” under the securities act of 1933. Neither ETF Action nor its licensors warrant that the services comply with the requirements of the NASD or any similar organization or with the securities laws of any jurisdiction. Any information contained in in the services should not be acted upon without obtaining specific legal, tax, and investment advice from a licensed professional.

Distribution prohibited without prior permission. Full terms of service, including terms of use, copyrights, and disclaimers are available at <https://www.etfaction.com/terms>.

© Copyright ETF Action, LLC. All Rights Reserved.

Data Reliability and Definitions

ETF Action, LLC believes the information herein to be accurate (at time of publication) and was obtained from reliable sources, but makes no guarantees with respect to its accuracy. Calculations of fundamental data are based on weighted averages of reported results and consensus estimates of current ETF constituents. Valuation data (price/earnings, price/sales, price/cash flow, price/book value) are calculated using per share data divided by current NAV of corresponding ETF. Performance, risk and technical data (moving averages, relative performance, RSI) calculated for specified periods using ETF market price which may differ from net asset value (NAV).

ETF Action Sector Beta Composites represent ETFs that meet stringent criteria surrounding index methodology, liquidity, assets under management, and management fee.

Source Data & ETF Issuer Information

[FactSet Research Systems](#) | [iShares](#) (AGG, SHY, IEF, TLT, TIP, LQD, HYG, MUB, PFF, MBB, EMB, IBMH, IBMI, IBMJ, IBMK, IBML) | [Invesco](#) (BKLN, BSCJ, BSCK, BSCL, BSCM, BSCN, BSCO, BSCP, BSCQ, BSJR, BSJK, BSJL, BSJM, BSJN, BSJO, BSJP)



ETF Action is an independent technology and research firm focused on helping advisors build better portfolios, create engaging experiences with their clients, and navigate the vast ETF landscape.

Contact or Follow Us:

- team@etfaction.com
- www.etfaction.com

